

BOLERO

— ANTIQUE PAVERS —

Bolero is crafted with the aesthetic appeal of dimensional cut natural stone, providing a soft elegance with an Old-World feel. Bolero gives the appearance of a smooth, tumbled surface. It can be easily installed in curved or serpentine applications simply by opening up the joint slightly to form a radius. Locking sand is suggested for spacing greater than 1/8".



Burgundy Wine



Panama Beige







Morocco Beige



Ash Charcoal

BOLERO

Sq. Ft. per Pallet	Layers per Pallet	Sq. Ft. per Layer	Weight per Pallet
120	10	12	3200
 A 2 ³ / ₈ " x 6" x 5"		 B 2 ³ / ₈ " x 6" x 6"	
 C 2 ³ / ₈ " x 6" x 7"		 D 2 ³ / ₈ " x 6" x 8"	

RINOX DESIGN TIP

Think outside the square!

Rounded organic designs and patterns add interest and blend well into the natural surroundings.