



HP² Polymeric Jointing Sand

for Pavers

High-Performance
Formula



UPDATE

February 15, 2011

Make sure that you have an up-to-date technical data sheet in hand by consulting our Web site: techniseal.com

U.S.A. and Canada: dial 1 800 465-7325
Others: dial (514) 523-8324 (Canada)

APPLICATIONS

- For pavers made of concrete, natural stone, etc. For heavy-traffic and high-humidity areas, steep slopes and false or wide joints.

PROPERTIES

- Optimal strength
- Inhibits weed growth
- Deters ants and other insect infestation
- Resists erosion – water, frost heaving, wind, power washing, etc.
- Retains original paver aesthetic
- Water resistant after 90 minutes
- Stabilizes pavers – Strengthens interlocking

DESCRIPTION

TECHNISEAL[®] HP2 POLYMERIC SAND is a state-of-the-art mix of graded sand (ASTM-C144) and binder that flows smoothly down joints for a fast and effective installation of pavers with wide and false joints. It is also recommended for surfaces exposed to heavy traffic, and for high-humidity areas¹. Easy to use, HP2 POLYMERIC SAND starts to set only a few minutes after being activated with water, and quickly becomes resistant to water erosion (rain, splashes, sprinklers, etc.). TECHNISEAL[®] HP2 POLYMERIC SAND offers great resistance to weed growth, insect invasion, and erosion.

MINIMUM JOINT WIDTH: 1/8"
MAXIMUM JOINT WIDTH: 4"
MINIMUM JOINT DEPTH: 1.5"

¹For surfaces exposed to normal conditions and for narrow joints, use RG+ POLYMERIC SAND.
To preserve, beautify or restore the appearance of pavers installed with POLYMERIC SAND, use TECHNISEAL[®] TREATMENT FOR PAVERS

DIRECTIONS

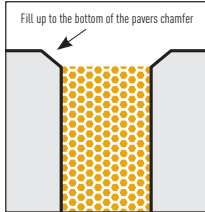
Wear adequate protective clothing. **To ensure the results will meet your expectations, always test the product on a small hidden area of approximately 4 sq. ft.**

Weather conditions: Use product under **dry weather and when there is no rain forecasted** for 90 minutes. Temperature should remain above 32°F during the drying period (minimum 48 hours).



1. Installation:

Surface must be completely dry. Spread sand uniformly over the surface. Using a push broom, sweep the product so as to fill the joints completely, down to their full depth. Avoid sweeping the product over long distances, so that the integrity of polymeric joint is preserved.



2. Compaction:

This step is essential to obtain solid, durable joints. Pass a plate vibrator over the entire surface to fully firm up the joints.

Repeat steps 1 & 2 until joints are completely packed. Joints must be filled up to the bottom of the pavers chamfer, or at least up to 1/8" below the top of the pavers.



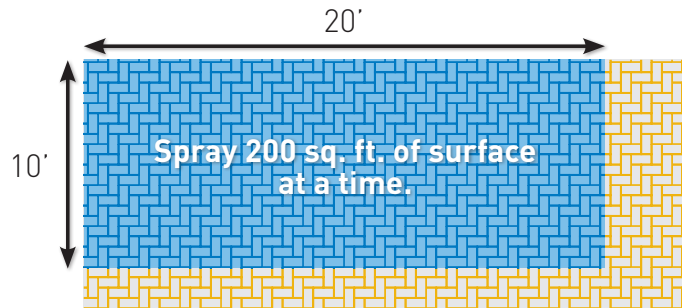
3. Wetting:


Important: Sweep the surface with a fine bristle brush and remove all residue with a leaf blower. It will avoid having product residue activated with water and stick to the surface of the pavers or slabs. Surfaces must be free of the product.

Since HP2 starts repelling water only a few minutes after it gets wet, it is essential to wet 200 sq. ft. of surface at a time. Ensure that the wetting of one section is finished before another section is started. Wetting of the entire project should be done without interruptions. **1.** Define a 200 sq. ft. section. **2.** Set the spray nozzle to "shower". **3.** Start showering from the bottom of the slope. **4.** Wet the section for 30 seconds without displacing the sand. **5.** Wait a few seconds and wet the same section again for 30 more seconds to wet the joints completely. In very hot conditions (above 86°F), wet a third time for 30 seconds. **6.** Move on to an adjacent 200 sq. ft. section immediately. **7.** As soon as wetting is completed on a section, use a leaf blower to quickly blow the excess water off the surface. This will remove any remaining sand and polymer residue.



Caution: foaming and run-off on the surface are caused by excessive watering; adjust spraying accordingly.





Drying:

HP2 will become water resistant after 90 minutes* and should not be exposed to rain within that period.

To ensure optimal cohesion and long-term stability, HP2 must dry completely after initial wetting. Drying time will be shorter if it is warm and dry, and longer if the climate is cool and damp. Temperature should remain above 32°F during the entire drying process (minimum 48 hours).

Down time before using:

- Pedestrian areas: no specific considerations
- Motor-vehicle areas: 24 to 48 hours

To preserve the appearance and the integrity of pavers installed with TECHNISEAL® polymeric jointing sand, it is advisable to treat the surface with a TECHNISEAL® Protector. Wait 30 days after installation before cleaning and sealing. Wait 60 days if pavers are new.

*At 75°F; drying may take longer at a colder temperature.

IMPORTANT

Do not apply to wet or damp surfaces as the activation of the binder will make TECHNISEAL® polymeric sand stick to the surface and prevent it from flowing down into joints. Do not start HP2 installation if rain is forecasted for the next 90 minutes. Do not mix polymeric sand with cement or sand. Avoid excessive wetting or flooding of paved areas during installation. Not for use on submerged or constantly wet surfaces. Do not use as a substitute for mortar (e.g. paving stones installed over a concrete bedding). Use on pavers or slabs installed over a drainage bed (sand-set).

COVERAGE

50 lb. cover 60 to 75 sq. ft. with narrow joints, or 25 to 40 sq. ft. with wide joints. Required quantity will depend on the shape and size of the pavers or slabs, and on the width of joints.

PACKAGING

Polymeric Sand	Product Code	Color	Retail Size	Units per pallet
HP²	191-037	Tan	50 lb. (bag)	56
	PX21-047	Summit Grey	50 lb. (bag)	56
	CA21-037	Napa Tan	50 lb. (bag)	56
	CA21-047	Sierra Grey	50 lb. (bag)	56
	ID21-037	Western Tan	50 lb. (bag)	56
	MP21-027	Bourbon Tan	50 lb. (bag)	56
	MP21-037	Southern Tan	50 lb. (bag)	56
	MP21-047	Southern Grey	50 lb. (bag)	56
	NE21-037	Prairie Tan	50 lb. (bag)	56
	NE21-047	Prairie Grey	50 lb. (bag)	56
	ON91-037	Niagara Tan	50 lb. (bag)	56
	ON91-047	Nordic Grey	50 lb. (bag)	56
	GA21-037	Canvas Tan	50 lb. (bag)	56
	GA21-047	Slate Grey	50 lb. (bag)	56
	MI21-037	Mojave Tan	50 lb. (bag)	56
	PX21-037	Sandstone Tan	50 lb. (bag)	56
	SC21-047	Silex Grey	50 lb. (bag)	56

Contact your local dealer for color availability in your area

STORAGE and SHELF LIFE

Store product in its original packaging, in a dry place and away from U.V. rays. Bags may be stored outside if they are properly protected with an opaque and waterproof tarp.

WARNING

CAUTION. MAY CAUSE SKIN, EYE AND RESPIRATORY IRRITATION. MAY CAUSE ALLERGIC SKIN REACTION. PROLONGED INHALATION MAY CAUSE LUNG DAMAGE AND CANCER. **CONTAINS:** Portland cement and crystalline silica. **Warning:** This product contains crystalline silica which is known to the State of California to cause cancer. Avoid contact with eyes, skin and clothing. Do not breathe dust. Wash thoroughly after handling. **KEEP OUT OF REACH OF CHILDREN. FIRST AID:** Eye contact: Immediately flush eyes with water for at least 15 minutes and call a physician or Poison Control Center. Skin contact: Wash thoroughly with soap and water.

FOR PROFESSIONAL USE ONLY

FOR MORE INFORMATION, CONSULT THE MATERIAL SAFETY DATA SHEET

SHIPPING

Land and sea

NOT REGULATED

LIMITED WARRANTY

Manufacturer, having no control over the use of the materials, does not guarantee finished work. Replacement of any defective product shall be the buyers sole remedy under this warranty. A proof of purchase will be required for any claim. Before using this product, user shall determine the suitability of the product for its intended use and user alone assumes all risks and liability whatsoever in connection therewith. User shall test product in a small inconspicuous area (approx. 4 sq. ft.) under projected conditions of use. In the event that no test was carried out, the warranty will only apply to 4 sq.ft. This limited warranty excludes any liability for any consequential, incidental, indirect or special damages. Except for the limited warranty made above, manufacturer specifically disclaims and excludes any other express warranty, any implied warranty of merchantability of goods and implied warranty of fitness of goods for any particular purpose.