



RG+ Polymeric Jointing Sand for Pavers

+ Fast
+ Easy
+ Strong



UPDATE

August 16, 2010

Make sure that you have an up-to-date technical data sheet in hand by consulting our Web site: techniseal.com

U.S.A. and Canada: dial 1 800 465-7325

Others: dial (514) 523-8324 (Canada)

APPLICATIONS

- For pavers made of concrete, natural stone, etc.[†]
- Light vehicular traffic areas such as small commercial parking lots, driveways, etc.
- Normal to heavy pedestrian areas such as parks, walkways, terraces, patios, etc.
- Areas with normal rainwater exposure

PROPERTIES

- Water resistant after 90 minutes
- Applied dry – Hardens after being showered
- Inhibits weed growth
- Deters ants and other insect infestation
- Resists erosion – water, frost heaving, wind, power washing, etc.
- Stabilizes pavers – Strengthens interlocking

DESCRIPTION

Issued from the latest generation of polymers, TECHNISEAL® RG+ becomes water resistant quickly after activation. Designed to make joint stabilization easier than ever, RG+ polymeric jointing sand is a high-tech mix of graded sand (ASTM C-144) and binder, specially formulated for the filling of narrow or wide joints when installing[†] pavers, slabs or natural stones, or when replacing existing joints. It is ideal for surfaces exposed to light vehicular traffic, such as small commercial parking lots, driveways, terraces, backyards, garden paths, access roads, etc¹. Easy to use, RG+ is applied dry; it starts to set a few minutes after wetting, quickly becoming resistant to erosion due to water (rain, splashes, sprinklers, etc.). Once dry and polymerized, TECHNISEAL® RG+ polymeric sand also resists insect invasion and inhibits weed growth. Remaining flexible, it follows the movements of pavers or slabs.

Minimum width: 1/8"

Maximum width: 1"; a larger joint width is acceptable where the pavers intersect.

Joint depth: Fill paver joints completely. Minimum depth: 1.5".

¹For surfaces exposed to heavy traffic such as large commercial parking lots, crosswalks, public ways, etc. or for steep sloped surfaces or surfaces exposed to large amounts of standing water, we recommend the use of HP Polymeric sand (High-Performance formula).

[†]Use on pavers or slabs installed over a drainage bed (sand-set).

DIRECTIONS

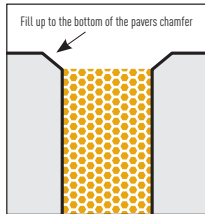
Wear adequate protective clothing. **To ensure the results will meet your expectations, always test the product on a small hidden area of approximately 4 sq. ft.**

Weather conditions: Use product under **dry weather and when there is no rain forecasted** for 90 minutes. Temperature should remain above 32°F during the drying period.



1. Installation:

Surface must be completely dry. Spread RG+ uniformly over the surface. Using a push broom, sweep the product so as to fill the joints completely, down to their full depth. Avoid sweeping the product over long distances, so that the integrity of polymeric joint is preserved.



2. Compaction:

This step is essential to obtain solid, durable joints. Pass a plate vibrator over the entire surface to fully firm up the joints.

Repeat steps 1 & 2 until joints are completely packed. Joints must be filled up to the bottom of the pavers chamfer, or at least up to 1/8" below the top of the pavers.



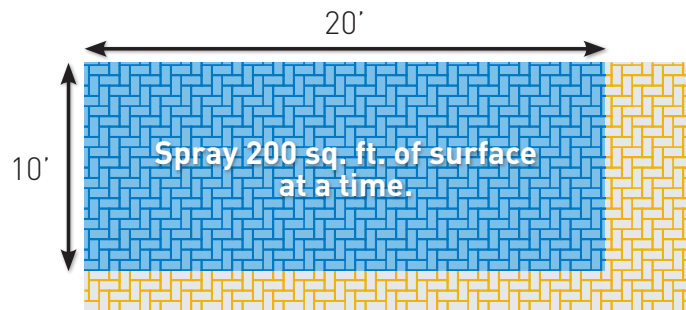

3. Wetting:


Important: Sweep the surface with a fine bristle brush and remove all residue with a leaf blower. It will avoid having product residue activated with water and stick to the surface of the pavers or slabs. Surfaces must be free of the product.

Since RG+ starts repelling water only a few minutes after it gets wet, it is essential to wet 200 sq. ft. of surface at a time.

Ensure that the wetting of one section is finished before another section is started. Wetting of the entire project should be done without interruptions **1.** Define a 200 sq. ft. section. **2.** Set the spray nozzle to "shower". **3.** Start showering from the bottom of the slope. **4.** Wet the section for 30 seconds without displacing the sand. **5.** Wait a few seconds and wet the same section again for 30 more seconds to wet the joints completely. In very hot conditions (above 85°F), wet a third time for 30 seconds. **6.** Move on to an adjacent 200 sq. ft. section immediately. **7.** As soon as wetting is completed on a section, use a leaf blower to quickly blow the excess water off the surface. This will remove any remaining sand and polymer residue.

Caution: foaming and run-off on the surface are caused by excessive watering; adjust spraying accordingly.





Drying:

RG+ will become water resistant after 90 minutes* and should not be exposed to rain within that period.

To ensure optimal cohesion and long-term stability, RG+ must dry completely after initial wetting. Drying time will be shorter if it is warm and dry, and longer if the climate is cool and damp. Temperature should remain above 32°F during the entire drying process.

Down time before using:

- Pedestrian areas: no specific considerations
- Motor-vehicle areas: 24 to 48 hours

To preserve the appearance and the integrity of pavers installed with TECHNISEAL® polymeric jointing sand, it is advisable to treat the surface with a TECHNISEAL® protective product. Wait 30 days after installation before cleaning and sealing. Wait 60 days if pavers are new.

*At 75°F; drying may take longer at a colder temperature.

IMPORTANT

Do not apply to wet or damp surfaces as the activation of the binder will make TECHNISEAL® polymeric sand stick to the surface and prevent it from flowing down into joints. Do not start RG+ installation if rain is forecasted for the next 90 minutes. Do not mix polymeric sand with cement or sand. Avoid excessive wetting or flooding of paved areas during installation. Not for use on submerged or constantly wet surfaces. Do not use as a substitute for mortar (e.g. paving stones installed over a concrete bedding). Use on pavers or slabs installed over a drainage bed (sand-set).

COVERAGE

50 lb. cover 60 to 75 sq. ft. with narrow joints, or 25 to 40 sq. ft. with wide joints. Required quantity will depend on the shape and size of the pavers or slabs, and on the width of joints.

PACKAGING

Polymeric Sand	Product Code	Color	Retail Size	Units per pallet
RG+	191-637	Tan	50 lb. (bag)	56
	191-647	Granite	50 lb. (bag)	56
	CA91-637	Napa Tan	50 lb. (bag)	56
	CA91-647	Sierra Grey	50 lb. (bag)	56
	ID91-637	Western Tan	50 lb. (bag)	56
	MP91-627	Bourbon Tan	50 lb. (bag)	56
	MP91-637	Southern Tan	50 lb. (bag)	56
	MP91-647	Southern Grey	50 lb. (bag)	56
	NE91-637	Prairie Tan	50 lb. (bag)	56
	NE91-647	Prairie Grey	50 lb. (bag)	56
	ON91-637	Niagara Tan	50 lb. (bag)	56
	ON91-647	Nordic Grey	50 lb. (bag)	56
	GA91-637	Canvas Tan	50 lb. (bag)	56
	GA91-647	Slate Grey	50 lb. (bag)	56
	MI91-637	Mojave Tan	50 lb. (bag)	56
	PX91-637	Sandstone Tan	50 lb. (bag)	56
	191-667	Karbon	50 lb. (bag)	56

Contact your local dealer for color availability in your area

STORAGE and SHELF LIFE

Store product in its original packaging, in a dry place and away from U.V. rays. Bags may be stored outside if they are properly protected with an opaque and waterproof tarp.

WARNING

CAUTION. MAY CAUSE SKIN, EYE AND RESPIRATORY IRRITATION. MAY CAUSE ALLERGIC SKIN REACTION. PROLONGED INHALATION MAY CAUSE LUNG DAMAGE AND CANCER. **CONTAINS:** Portland cement and crystalline silica. **Warning:** This product contains crystalline silica which is known to the State of California to cause cancer. Avoid contact with eyes, skin and clothing. Do not breathe dust. Wash thoroughly after handling. **KEEP OUT OF REACH OF CHILDREN. FIRST AID:** Eye contact: Immediately flush eyes with water for at least 15 minutes and call a physician or Poison Control Center. Skin contact: Wash thoroughly with soap and water.

FOR PROFESSIONAL USE ONLY

FOR MORE INFORMATION, CONSULT THE MATERIAL SAFETY DATA SHEET

SHIPPING

Land and sea

NOT REGULATED

LIMITED WARRANTY

Manufacturer, having no control over the use of the materials, does not guarantee finished work. Replacement of any defective product shall be the buyers sole remedy under this warranty. A proof of purchase will be required for any claim. Before using this product, user shall determine the suitability of the product for its intended use and user alone assumes all risks and liability whatsoever in connection therewith. User shall test product in a small inconspicuous area (approx. 4 sq. ft.) under projected conditions of use. In the event that no test was carried out, the warranty will only apply to 4 sq.ft. This limited warranty excludes any liability for any consequential, incidental, indirect or special damages. Except for the limited warranty made above, manufacturer specifically disclaims and excludes any other express warranty, any implied warranty of merchantability of goods and implied warranty of fitness of goods for any particular purpose.